

603658

!

2017

!

2

3

4

5

!

6

!

312

312

21&

312

531-111-111

21

/3

413-511-111

312

64/64&

!

2

A			603658	

!	!	!
!	!	!!
!	2 !	2 !
!	14 2. 61 !	14 2. 61 !
!	/ / !	/ / !

3

!

	436			203
88	139	6	87	CE
	203	,	52	CE

A B

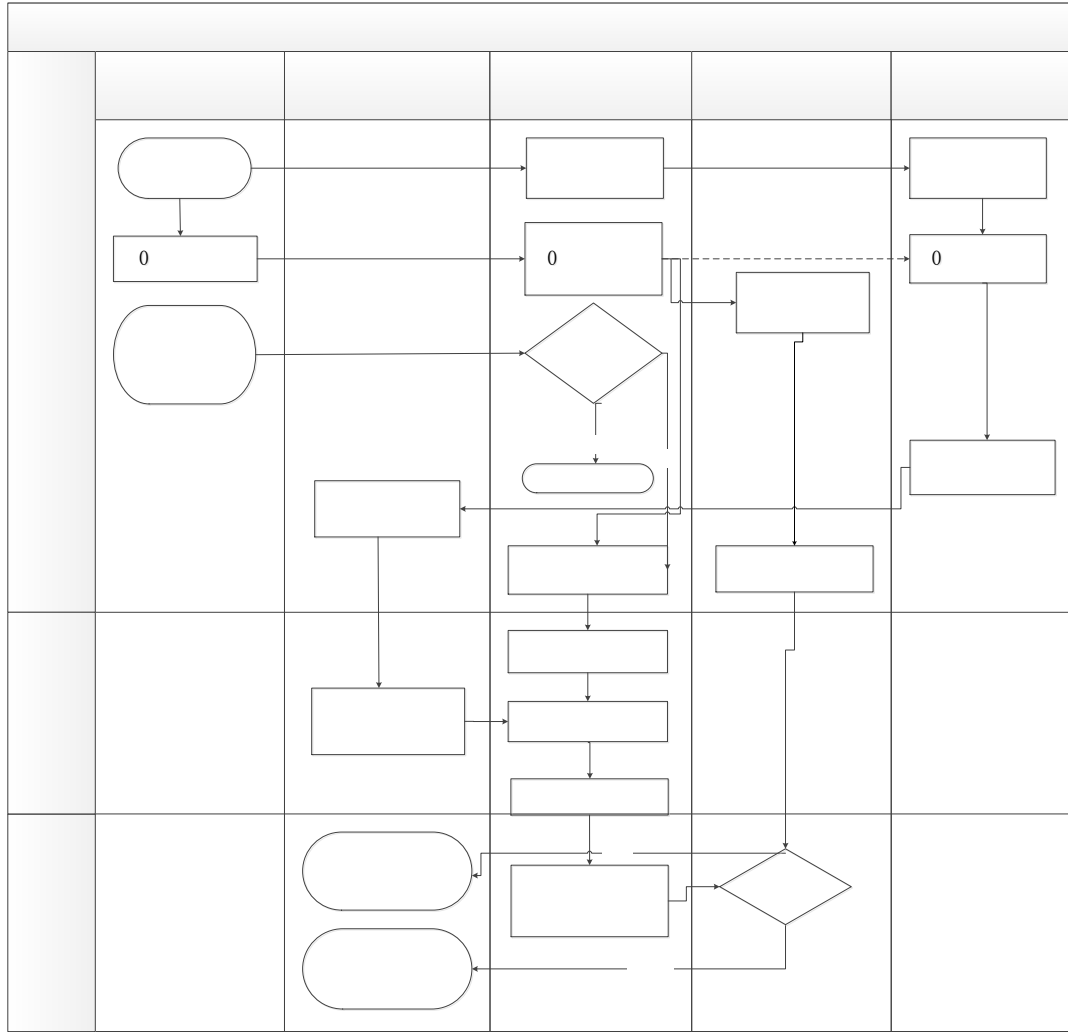
A B

/

B

2

2



3

1

2

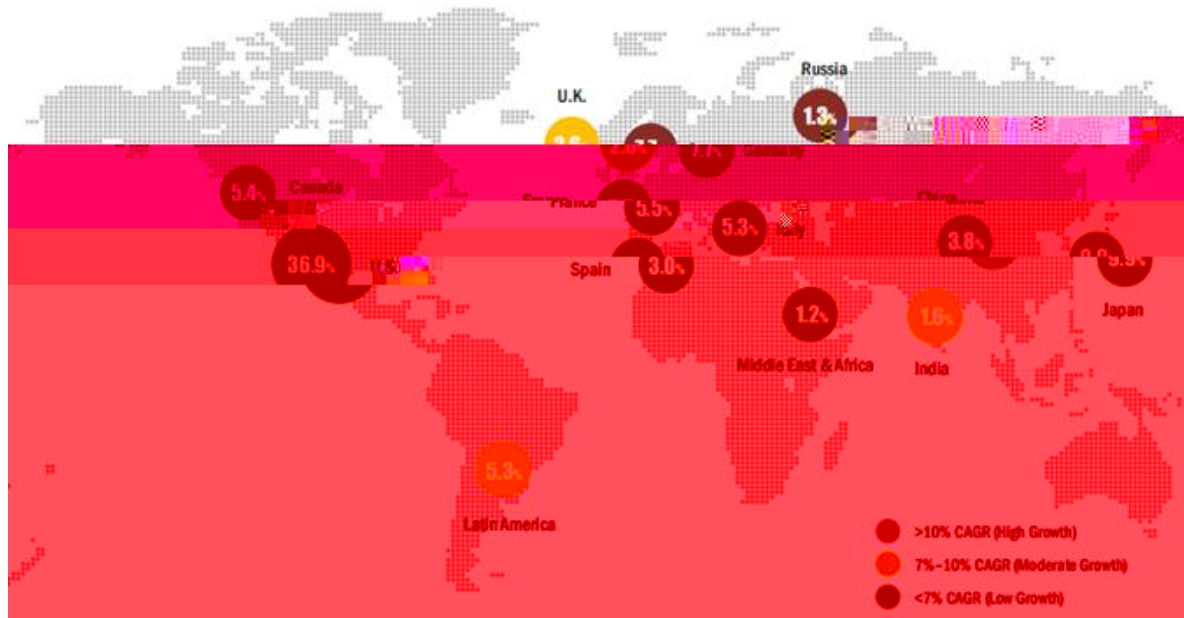
2012

IVD In Vitro Diagnostic

			M&M		2016
		602	2016	2021	
	5.5%	2021	787		1
			M&M		2016
IVD	25%	27%			5
					2016
IVD	80%		13.9%		
		2016	42%		
		33.1%	18.2%		
4.9%					
		10-15%			2013-2018
15%					

2013

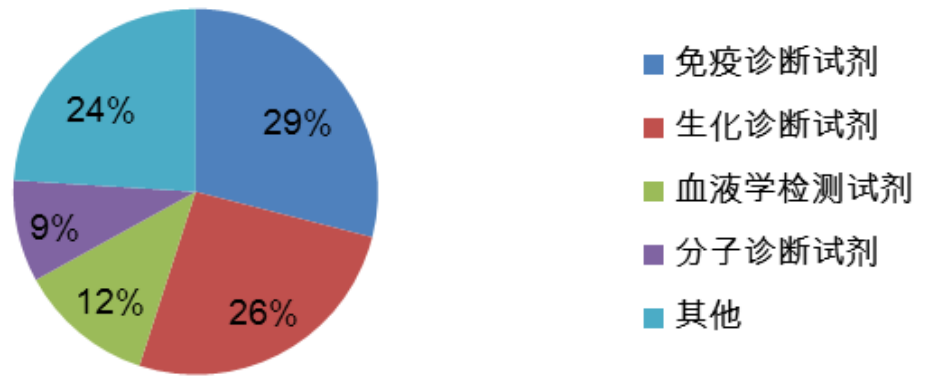
20%



M&M : IVD Market Forecast to 2021



700



Kalorama Information China Healthcare Reform and Its Impact On IVD, Pharma and Device

Markets

^

!				
!	5 2- 42-4 3/12	526- 2 -45 /33!	26/ 6!	41 - 41-15 /41!
!	2/1 !	1/ !	2 /2	1/ 5!
!	2/1 !	1/ !	2 /2	1/ 5!

3 / !

& !

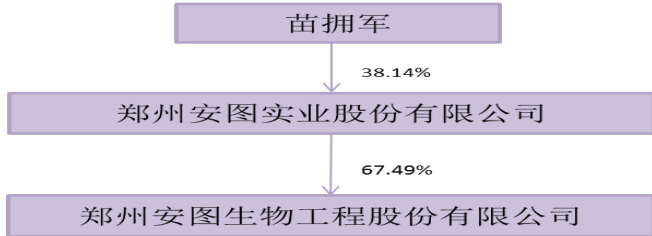
							!
!!! ! !	1!	2- 31-111!	2 /21!	1!	!	1!	!
! ! !!!	. 21-4 4-211!	23-3 - 11!	3/ 4!	1!	!	1!	!
!	6-434-315!	-623-5 1!	2/66!	1!	!	1!	!
!	2-662-12 !	3-432- 65!	1/66!	1!	!	1!	!
!	3-244- 45!	3-244- 45!	1/62	1!	!	1!	!
!	3-211-111!	3-211-111!	1/61!	1!	!	3-211-111!	!
!	3-111-111!	3-111-111!	1/5 !	1!	!	1!	!
!	2- 5- 62	2- 5- 62	1/5 !	1!	!	1!	!
!	2-221- 11!	2-221- 11!	1/3 !	1!	!	1!	!
!	! ! ! !						
!							

!	!
---	---

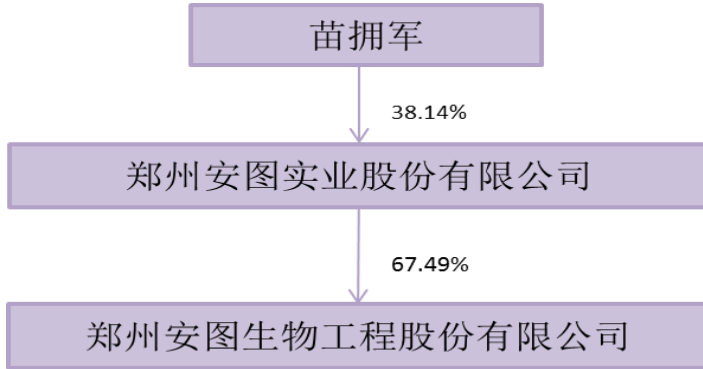
!

!

5/3



5/4



5/5

10

!! !!

6

!! !

!

2

!

251-125/31

52- 2/ 2

53/ 5&

55- 6 /53

- 1/ 2

3 / &

2 - 3 / 3

2/1 !

)

!!

!

!	!	!	& !
---	---	---	-----

!	2-511-253-15 /16!	1-333- 6/5 !	53/ 5!
!	566-34 -516/33!	3 5- 2 -25 / 3!	6/ !
!	345- 4-42 / !	25 - 6-34 / !	6 / 4!
!	315-52 -3 /66!	261- 3- /6 !	46/5 !
!	4-15 -5 3/ 3!	. 6- -5 4/6 !	263/ !
!	5 2- 42-4 3/12	526- 2 -45 /33!	26/ 6!
!	. 232-141-1 /2 !	. 2-144- 6 -41 /2 !	/3 !
!	. 4 - 1 - 35/35!	5 -1 3-2 1/ 4!	. 2 2/63!
!	25 - 55-62 / 1!	214- 2-36 /5 !	53/24!

2/

2017	140,014.20	41,991.91	42.84%
2017	45,523.74	18,062.13	65.77%

)2 /

: :

			%	%	%	%
!	1,338,101,435.59	410,915,959.66	69.29	43.20	69.43	4.76
!	1,158,815,129.53	276,251,377.91	76.16	28.22	23.66	0.88
!	179,286,306.06	134,664,581.75	24.89	485.15	603.91	12.67
!	20,638,247.83	8,115,938.22	60.68	-21.49	-13.71	3.54

!	76,981,037.95	24,936,693.04	67.61	69.97	105.00	5.54
!	155,227,122.16	61,245,476.15	60.54	72.31	169.15	14.20
!	350,658,392.96	106,877,532.97	69.52	41.83	71.98	5.34
!	127,009,531.40	34,853,887.18	72.56	57.71	87.93	4.41
!	198,065,539.76	56,118,907.10	71.67	43.41	55.04	2.13
!	409,521,563.53	118,767,525.00	71.00	33.44	46.06	2.51

)3 /

				%	%	%
	28,842.15()	25,266.61()	5,458.14()	25.69	13.50	106.96
	1,777.00()	807.00()	155.00()	-8.35	-10.73	-16.67

1

2

)4 /

			(%)		(%)	(%)
		295,174,784.48	71.83	147,077,019.22	60.64	100.69

--	--	--	--	--	--	--	--

		115,741,175.18	28.17	95,450,988.38	39.36	21.26	!
			(%)		(%)	(%)	
		161,186,004.92	39.23	128,935,418.98	53.16	25.01	!



)5 /

0 21,960.99 15.68%
0 %

0 25,360.59 33.85%
0%

3/

1 2017 2016 59.83%

2 2017 2016 35.47%

3 2017 2016

4/

	142,682,555.64
	4,961,960.96
	147,644,516.60
%	10.54
	649
%	28.31
%	3.36

	193,525,553.11	8.85	92,529,658.58	5.08	109.15	
	393,708,979.91	18	793,988,625.31	43.59	-50.41	
	16,578,863.44	0.76	3,938,772.20	0.22	320.91	
	559,917,015.73	25.6	450,229,830.48	24.72	24.36	!
	227,177,788.85	10.39	112,202,638.76	6.16	102.47	

	23,124,955.91	1.06	6,343,842.75	0.35	264.53	
	25,533,239.47	1.17	8,113,385.04	0.45	214.71	
	29,108,514.61	1.33	36,153,984.48	1.98	-19.49	!
	51,325.00	0	-	0	100	!
	250,165,880.47	11.44	43,774,355.48	2.4	471.49	
	3,780,000.00	0.17	-	0	100	
	25,679,302.82	1.17	25,645,991.99	1.41	0.13	
	34,020,000.00	1.56	-	0	100	
	8,463,647.74	0.39	15,915,181.00	0.87	-46.82	
	27,677,093.68	1.27	12,255,943.94		125.83	

!

3

!

!

4

!

!

5

!

!!

2

! 2 ! —

312 26!

! 312 ! !

2 ! 2

!

312 ! 23

42

312

!

3

312

312

!

312

! 23

42

312

!

6

!

!!

!

!!

2017 12 31

!	!	!
2	() !	!
3!	!	!
4!		
5!	!	!
6!		!

!		!
!		!
!		!

2017 5 9 75%

5700

2017 6 27

2017-025 2017-035

2017 6 30

2017 7 17

1000

35.7%

2017 9 1

2017-036 2017-036